


Central Europe Marking Pattern 2014

www.gyp-monitoring.com

Natasha Peters, David Izquierdo Acebes & Richard Zink - IBM 18.06.2014


Grands Causses (F)

Release 20th of May



BG 794 „Adonis“ right wing: 3-4/23-24
tail right: 3-5

Born 16.02.2014 in Ostrava, sex male
Rings: right silver with code **151**, left pink



BG 795 „Jacinthe“ left wing: 3-4/12-13

Born 19.02.2014 in RFZ, sex female
Rings: right silver with code **161**, left black

Hohe Tauern, Debanttal (A)

Release 23rd of May



BG 790 „Kilian“ left wing: 2-4
right wing: 22-24

Born: 11.02.2014 in Liberec, sex male
Rings: right silver with code **171**, left violet



BG 793 „Felix“ right wing: 2-3
left wing: 5-6/9-10

Born: 16.02.2014 in Vallcaient, sex male
Rings: right silver with code **181**, left silver


Calfeisen (CH)

Release 29th of May



BG 797 „Noel-Leya“ right wing: 10-11/20-22

Born: 22.02.2014 in Goldau, sex male
Rings: right silver with code **191**, left gold



BG 802 „Schils“ left wing: 4-5
right wing: 2-3/20-21

Born: 23.02.2014 in La Garenne, sex male
Rings: right silver with code **1A1**, left green

Note: Individual BG studbook number only in the left ring. View is from below; primaries and secondaries are counted continuously from the wing tip towards the body. Tail feathers are counted from lateral.

Central Europe Marking Pattern 2014

www.gyp-monitoring.com

Natasha Peters, David Izquierdo Acebes & Richard Zink - IBM 18.06.2014

Wild-born birds:

This year up to four wild-born birds will be ringed in the nest, one or two in the French Alps and one or two in Corsica. Although these individuals have not been marked by bleaching feathers, they use the same rings and coding system as the ones in the rest of the Central Alps, and therefore we decided to add them to this document. For wild-born birds, the coded ring goes on the left leg, opposite to released birds (right).

Corsica (France):

- Left: **000** Right: National ring (left ring is a slightly different product and its first code differs from the rest of the Alps)
- Left: **010** Right: National ring (left ring is a slightly different product and its first code differs from the rest of the Alps)

Haute-Savoie (France)

- Left: **100** Right: National ring
- Left: **110** Right: National ring

Note: Individual BG studbook number only in the left ring. View is from below; primaries and secondaries are counted continuously from the wing tip towards the body. Tail feathers are counted from lateral.

Central Europe Marking Pattern 2014

www.gyp-monitoring.com

Natasha Peters, David Izquierdo Acebes & Richard Zink - IBM 18.06.2014

ATTENTION!

Checklist for Bearded Vulture Release Procedure

Before the birds are definitely released (brought to the release cave)

Please make sure to:

- Check the position of visible plumage marks (number of bleach feathers and right/left side)
- Leave the tips of bleached feathers black (unbleached) so as to distinguish between moulted and bleached feathers when seen in flight
- Take photos of both spread wings and tail from below and above
- Check ringing status:
 - Regional (colour) ring placed on the left leg
 - Identification rings on the right leg*
 - Take pictures of both legs ringed (in same picture if possible)

*Ringing information:

The identification rings should be read from the bottom-up, given the first numbers are the most important for demography studies (see picture below).



Please send data and pictures immediately to gyp-monitoring@aon.at

Your data will be put into the **IBM data base** in order to make sure birds can be re-identified many years later.



Note for bleaching: View is from below; primaries and secondaries are counted continuously from the wing tip towards the body Tail feathers are counted from lateral

Note: Individual BG studbook number only in the left ring. View is from below; primaries and secondaries are counted continuously from the wing tip towards the body. Tail feathers are counted from lateral.